

Project Match — EVENT ORGANIZER**Valam Dhanush¹, Rumandla Anudeep², Tejavath Rajesh³, Dr.D.Babu Rao⁴***^{1,2,3,4}UC-Computer Science and Engineering, Vidya Jyothi Institute of Technology,
Hyderabad, India**⁵Assistant Professor, Computer Science and Engineering, Vidya Jyothi Institute of Technology,
Hyderabad, India***ABSTRACT**

In the modern digital landscape, websites play a crucial role in connecting businesses with customers. Event management companies require an effective online platform to showcase their services, attract potential clients, and establish a professional identity. The Event Organizer Website is a responsive web-based application designed to provide users with detailed information about event services in an organized and visually appealing manner.

This project focuses on developing a static front-end website using HTML5, CSS3, and Bootstrap 4. The system includes multiple pages such as Home, Services, Gallery, Pricing, and Contact, all integrated with a consistent layout and navigation structure. The website is designed with a mobile-first approach to ensure compatibility across different devices, including smartphones, tablets, and desktops.

Testing and validation are performed using tools such as W3C validators and browser testing environments to ensure the reliability, responsiveness, and standard compliance of the system. The results show that the website performs efficiently across multiple browsers and devices.

This project demonstrates the importance of responsive web design and provides a foundation for future enhancements such as dynamic content, database integration, and user interaction features.

INTRODUCTION

With the rapid advancement of technology and internet usage, websites have become an essential medium for communication, marketing, and service delivery. Businesses across various industries rely on websites to establish their presence and interact with customers. Event management is one such field where online platforms play a vital role in showcasing services and attracting clients.

Event organizers deal with planning and managing events such as weddings, corporate functions, parties, and exhibitions. These services require proper presentation to highlight creativity, professionalism, and reliability. Traditional methods such as brochures and advertisements are no longer sufficient to reach a wider audience.

A well-designed website allows event organizers to:

- Display services and packages
- Showcase past events through galleries
- Provide pricing details
- Enable customer communication

This project aims to design and develop a responsive Event Organizer Website that provides a structured and user-friendly interface for presenting event services. The website focuses on simplicity, clarity, and responsiveness to ensure a smooth user experience.

BACKGROUND&OVERVIEW

Event management has evolved significantly over the years, with increasing reliance on digital tools and platforms. In earlier times, event planning was done manually, involving extensive paperwork and communication challenges. With the advancement of technology, web-based solutions have become an essential part of event management.

Despite the availability of various online platforms, many small-scale event organizers face challenges such as high costs, lack of technical expertise, and limited customization options. As a result, they are unable to fully utilize digital tools for their business growth.

The Event Organizer Website addresses these issues by providing a simple, cost-effective, and easy-to-use solution. It enables organizers to present their services professionally while allowing customers to explore options conveniently. The system ensures better communication, improved accessibility, and enhanced user engagement.

LITERATURE REVIEW

The concept of event management systems has been widely studied and implemented in various forms. Many commercial platforms such as Eventbrite and Cvent provide comprehensive solutions for event planning and management. These platforms offer features such as ticket booking, event promotion, and analytics. However, they often require subscription fees and technical expertise, making them less accessible for small businesses.

Static websites are another common solution used by event organizers. While they provide basic information, they lack dynamic features and user interaction. Social media platforms are also widely used for event promotion, but they do not offer structured information or efficient management tools.

Research shows that user-friendly and responsive web applications can significantly improve customer engagement and satisfaction. By combining modern web technologies with intuitive design, it is possible to create systems that are both effective and easy to use.

The proposed system builds on these concepts by providing a simple yet scalable solution. It focuses on usability, accessibility, and future expansion, making it suitable for a wide range of users.

Static websites are another common solution used by event organizers. While they provide basic information, they often lack interactivity and scalability. Social media platforms are also used for promotion, but they do not offer structured information or efficient management features.

The proposed system combines the advantages of these solutions while addressing their limitations. It provides a structured, visually appealing, and responsive website that can be easily maintained and upgraded. By focusing on simplicity and usability, the system ensures that even users with minimal technical knowledge can benefit from it.

SYSTEM ARCHITECTURE

The Event Organizer Website follows a simple client-side architecture where all content is rendered on the user's browser. The system is designed using HTML for structure, CSS for styling, and Bootstrap for responsive layout.

The architecture ensures that the website is lightweight and fast-loading, which improves user experience. Each page is interconnected through navigation links, allowing users to move seamlessly between sections such as Home, Services, Gallery, and Contact.

The absence of a backend simplifies the system but also limits its functionality. However, the architecture is flexible enough to support future integration of server-side technologies and databases.

SYSTEM DESIGN (Highly Expanded)

User Interface Design

The user interface is designed to be clean, modern, and visually appealing. It uses a consistent color scheme and typography to create a professional look. The layout is organized into sections, making it easy for users to find information.

User Experience Design

User experience is enhanced by providing intuitive navigation and quick access to important features. The use of responsive design ensures that the website works seamlessly on different devices. Touch-friendly buttons and scalable layouts improve usability on mobile devices.

Database Design (Future Scope)

Although the current system does not include a database, future implementation may require

data storage. Proposed tables include:

- Users (name, email, password)
- Events (event details)
- Bookings (customer bookings)
- Services (service descriptions)
- Reviews (customer feedback)
- Pricing Plans (package details)

UML DIAGRAMS

Unified Modeling Language (UML) diagrams are used to visualize, specify, construct, and document the components of the ProjectMatch system. These diagrams help in understanding system structure, behavior, and interaction between modules. The class diagram, represents the static structure of the system by illustrating classes, their attributes, methods, and relationships.

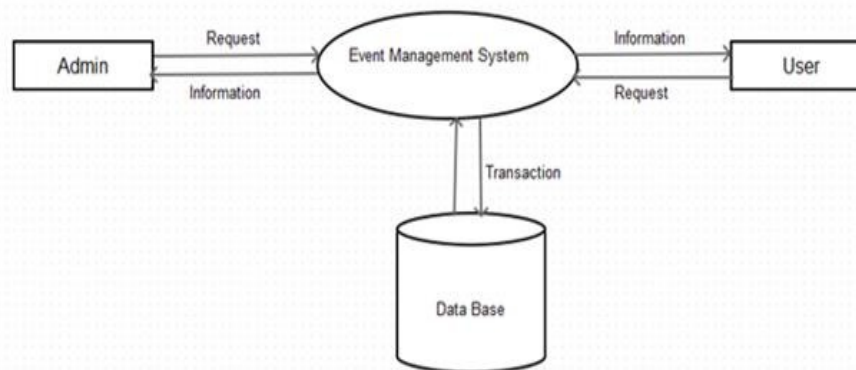
Key Classes:

- User Class
- Project Class
- Recommendation Engine Class
- TF-IDF Vectorizer Module
- Similarity Calculator Module
- API Controller Class
- Database Handler Class

This diagram shows how:

- User input flows into the recommendation engine
- Project data is stored and accessed

Results are processed and returned



IMPLEMENTATION

The implementation phase involves converting the system design into a working application using web technologies. HTML5 is used to create the structure of web pages, while CSS3 is used for styling and layout design. Bootstrap is used to implement responsive design and pre-built components such as navigation bars and buttons.

JavaScript is used to add interactivity and improve user experience. The project is developed using Visual Studio Code, which provides features such as live preview and code formatting. Browser developer tools are used for testing and debugging.

The website consists of multiple pages, each serving a specific purpose. These include the homepage, services page, gallery page, contact page, reviews page, and pricing page. Each page is designed to provide relevant information in a clear and organized manner.

The implementation of the Event Organizer Website involves the use of modern web development technologies. HTML5 is used to structure the content, while CSS3 is used for styling and layout design. Bootstrap is utilized to create a responsive and mobile-friendly interface.

JavaScript is included to provide basic interactivity and enhance user experience. The project is developed using Visual Studio Code, which offers features such as live preview and syntax highlighting. Browser developer tools are used for testing and debugging.

The website consists of multiple pages, each serving a specific purpose. The homepage introduces the platform, while other pages provide detailed information about services, pricing, and customer reviews.

User Interface Development

The user interface is designed using HTML and CSS, with Bootstrap for responsiveness. The layout is divided into sections such as header, navigation bar, content area, and footer.

Navigation System

The navigation system uses hyperlinks to connect different pages. It ensures smooth transitions and easy access to information.

Content Management

Content such as text, images, and pricing details is organized into separate pages. This improves readability and user experience.

Responsive Design

Bootstrap is used to ensure that the website adapts to different screen sizes. Media queries are implemented to adjust layout and styling for various devices.

TOOLS USED IN IMPLEMENTATION

Tool	Purpose
HTML5	Structure of web pages
CSS3	Styling and layout
Bootstrap	Responsive design
JavaScript	Input validation
VS Code	Development environment
Browser DevTools Testing and debugging	

WORKFLOW

1. Design layout using HTML
2. Apply styling using CSS and Bootstrap
3. Add interactivity using JavaScript
4. Test pages for responsiveness
5. Validate code using standard tools

SYSTEM TESTING

System testing is performed to ensure that the ProjectMatch recommendation system functions correctly and meets

its intended objectives. The testing process focuses on verifying system behaviour under various conditions, ensuring accurate recommendations, and validating real-time responsiveness. The system is tested using black-box testing techniques, where emphasis is placed on input-output behaviour without considering internal implementation details.

FUNCTIONAL TESTING

User Input Handling Testing

- Verified input of skills using tag-based interface
- Tested autocomplete suggestions for accuracy
- Checked behavior for empty or invalid inputs

Result:

The system successfully validated inputs and provided accurate autocomplete suggestions. Invalid inputs were handled gracefully.

Filtering Mechanism Testing

- Tested filtering by domain
- Tested filtering by difficulty level
- Verified combined filter functionality

Result:

Filtering worked correctly and allowed users to refine results effectively.

API Functionality Testing

- Tested all API endpoints:

RESULT AND OUTPUT SCREENS

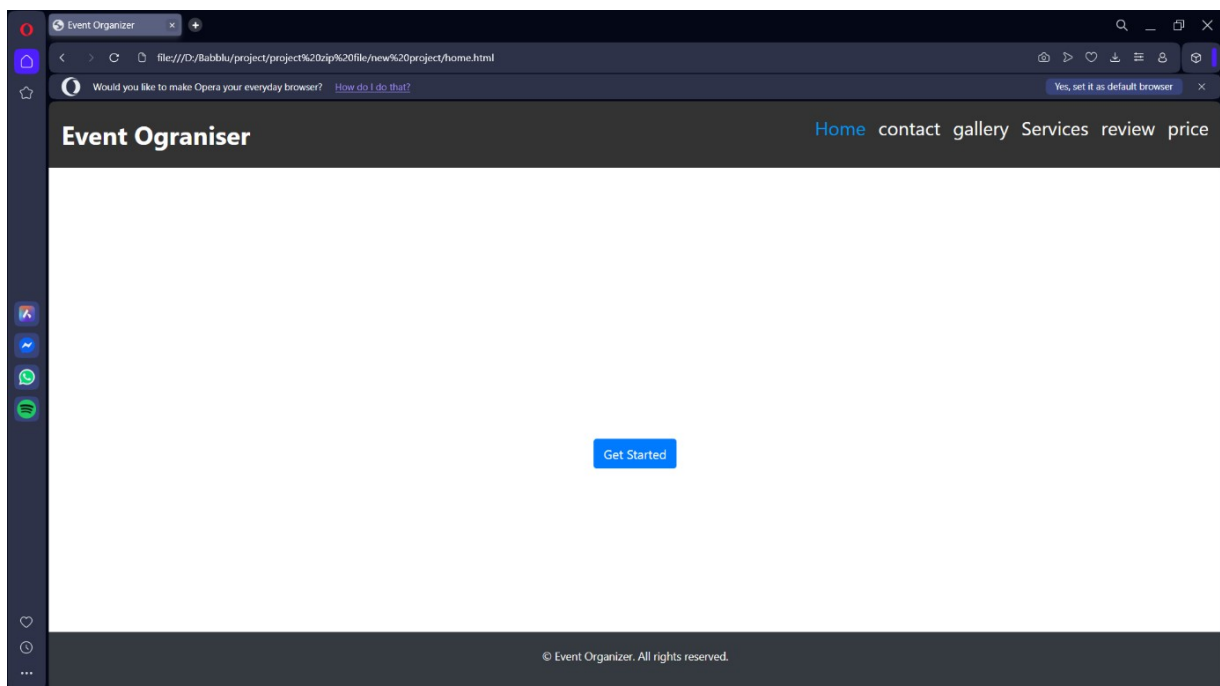


FIG 2 : HOME PAGE

This is first page which user can see when he open the site

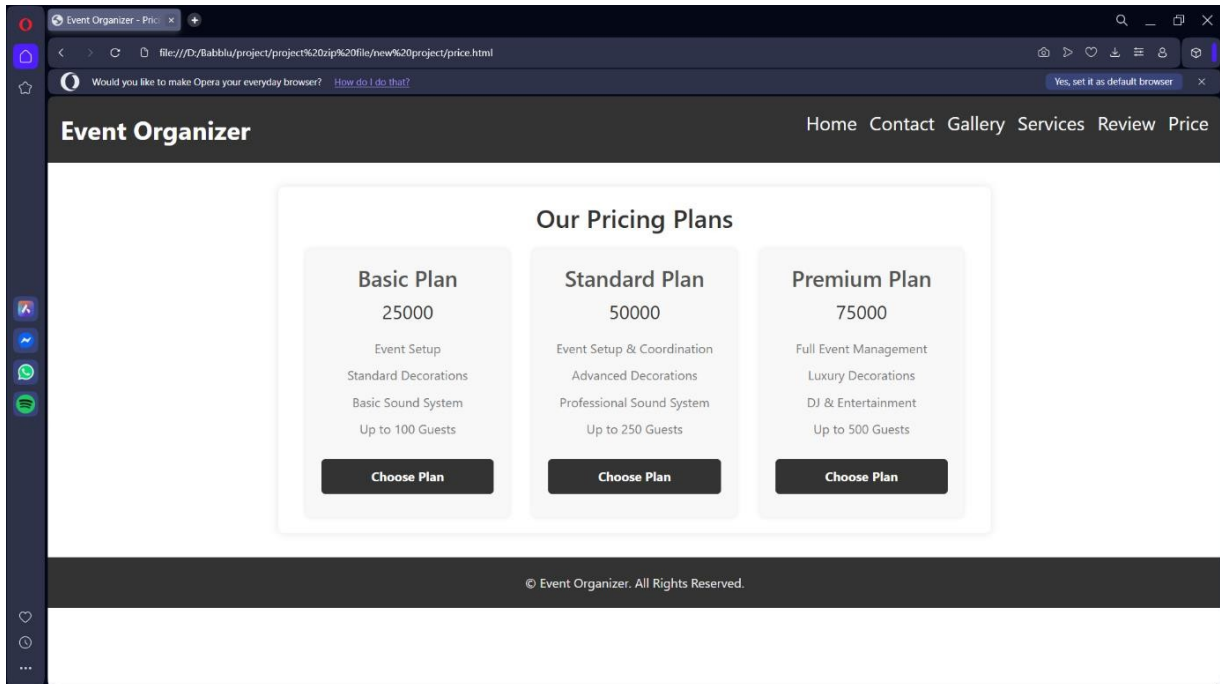


FIG 3 : EVENT PRICE

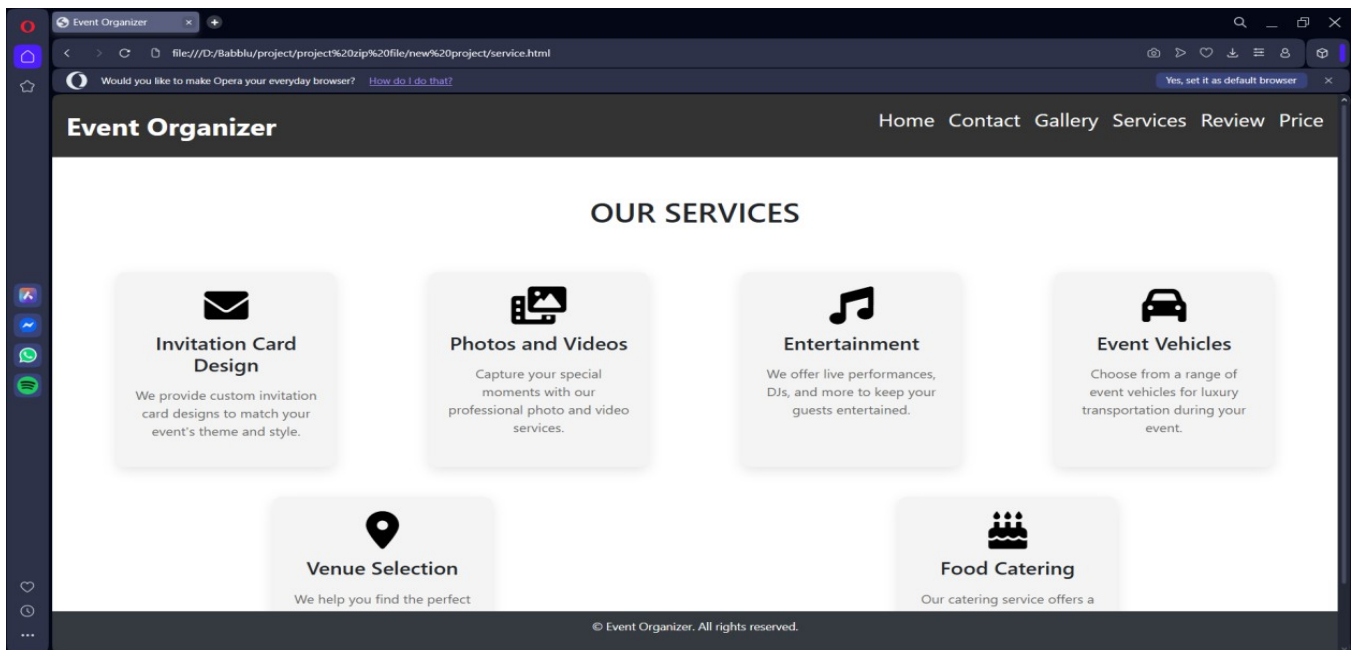


FIG 4 : SERVICES

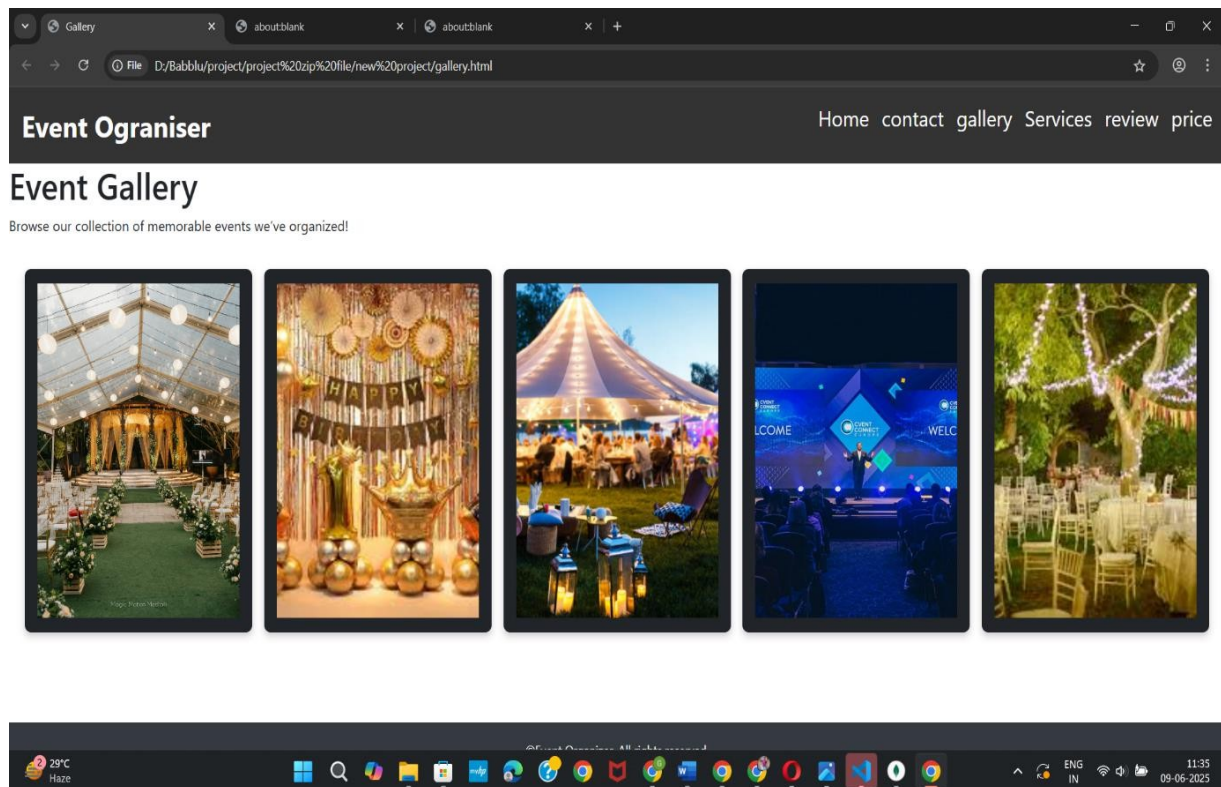


FIG 5 : EVENT GELLERY

CONCLUSION

The development of the Event Organizer Website successfully demonstrates how a static, front-end-based solution can provide a professional, clean, and responsive user interface for showcasing event planning services. This project focused on designing an intuitive, visually appealing layout while ensuring cross-browser compatibility and mobile responsiveness using modern web technologies like HTML5, CSS3, and Bootstrap 4.

Throughout the project, each phase — from requirement gathering and UI/UX design to coding, testing, and documentation — was approached with careful planning and execution. The resulting website includes a homepage with a welcoming call-to-action, service listings, a gallery, a contact page, and more, all seamlessly integrated with consistent styling and navigation.

The Event Organizer Website project highlights the importance of having a strong digital presence in today's competitive event management industry. By developing a responsive and user-friendly front-end website, this project successfully demonstrates how even a simple static platform can effectively communicate services, attract potential clients, and enhance brand visibility.

The system provides a well-structured layout with clear navigation, visually appealing design elements, and essential informational pages such as services, gallery, pricing, and contact details. The use of technologies like HTML5, CSS3, and Bootstrap ensured that the website is lightweight, fast, and compatible across multiple devices and browsers.

Although the current implementation is limited to a static front-end, it lays a solid foundation for future enhancements. Features such as online booking systems, database integration, user authentication, and payment gateways can be incorporated to transform the project into a fully functional dynamic web application.

In conclusion, this project not only meets its primary objectives but also provides valuable insights into web development practices, UI/UX design, and testing methodologies. It serves as a stepping



stone for building more advanced and scalable web-based event management solutions in the future.

This paper presents the design and implementation of a web-based Event Organizer System. The system provides a simple and effective solution for managing event-related information and improving accessibility.

By leveraging modern web technologies, the system ensures a responsive and user-friendly interface. It addresses the limitations of traditional methods and provides a foundation for future enhancements.

Future work may include the integration of backend technologies, database management, and advanced features such as booking systems and payment gateways.

REFERENCES

1. MDN Web Docs (Mozilla Developer Network)
<https://developer.mozilla.org/>
(Reference for HTML5, CSS3, and responsive design techniques)
2. Bootstrap Official Documentation
<https://getbootstrap.com/docs/4.0/>
(Used for responsive design framework and components)
3. GeeksforGeeks
<https://www.geeksforgeeks.org/>
(Conceptual understanding and examples for web development)
4. Stack Overflow
<https://stackoverflow.com/>
(Used for troubleshooting coding errors and solutions)
5. Google Fonts
<https://fonts.google.com/>
(Used for typography and font styling)
6. W3C Validator Tools
<https://validator.w3.org/>
<https://jigsaw.w3.org/css-validator/>
(Used for validating HTML and CSS code)